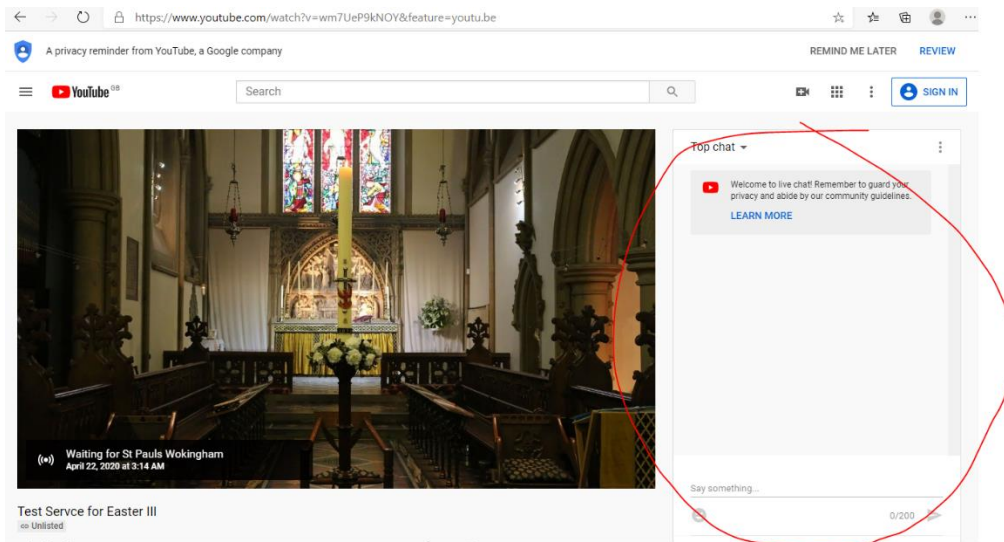


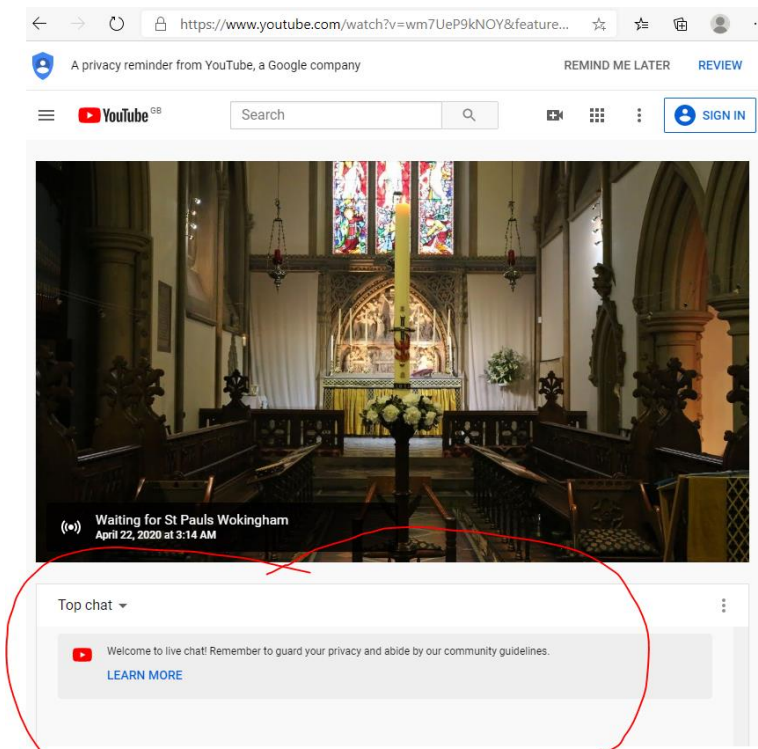
## Making comments on the Live Broadcast

Now that we have switched to You Tube, for better control, and easier access (instead of only being on Facebook, it is now available directly on the St Paul's website, through Facebook, as well as on YouTube), some people have been disappointed that they could not make comments during the broadcast.

The live comments can be seen either beside the broadcast:

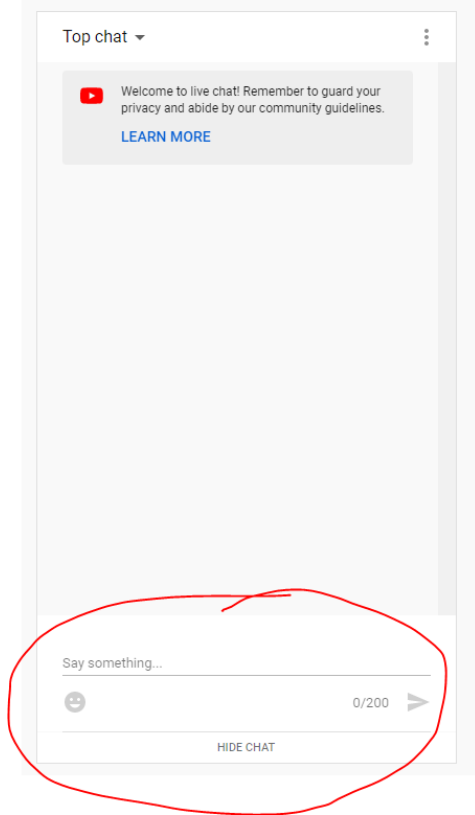


Or below it:

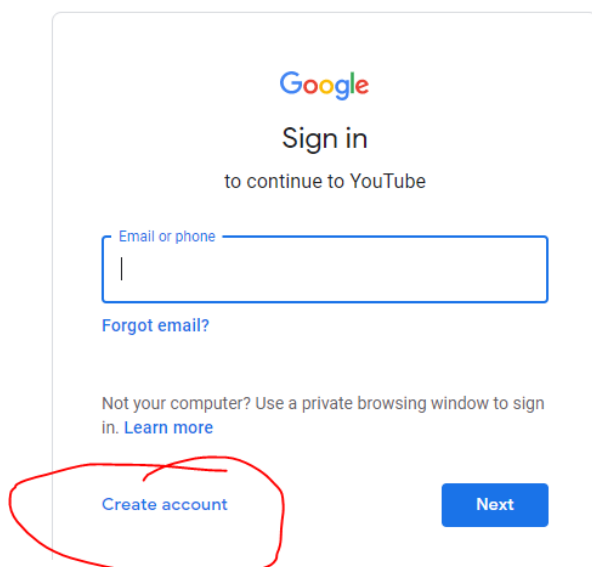


As it is streamed through YouTube, you need to be recognized by YouTube to make a comment. YouTube uses Google to know who you are, so you need to have a Google account rather than a

Facebook account. I know a lot of people already have a Google account, so if you do, you just need to click on the 'Sign In' button at the top right of the screen. Then it will ask you to create a channel when you try to click on the 'Say something' line, and prompt you with your name, to allow others to see who is making the comment. After that you should be able to comment at any time.



If you do not have a Google account, this is what you do. When you move the mouse to the Say something, a box will pop up suggesting that you Sign in or Create a Google account. Click on that and you will see the Google login or create screen



Click the 'Create Account' to fill in the essential details:

Google

## Create your Google Account

to continue to YouTube

First name  Last name

Your email address

You'll need to confirm that this email belongs to you.

[Create a Gmail account instead](#)

Password  Confirm

! Enter a password

[Sign in instead](#) [Next](#)

You will need to put in your name (which will be used to identify you on the comments), and a valid email address, which is used to confirm you are a real person. Then you will need a password, which should be memorable, but difficult for someone else to guess.

Then press Next and you will be asked to verify your identity by putting in the code that has been sent to your email. You must be patient here, sometimes it can take a few minutes for the email to come through. This will have a 6-digit number you have to copy into the dialog:

Google

## Verify your email address

Enter the verification code we sent to dummy@spauls.org.uk. If you don't see it, check your spam folder.

Enter code

[Back](#) [Verify](#)

Finally, they will ask for some additional information:

The image shows a Google account creation form. At the top is the Google logo. Below it, the text reads "An, welcome to Google". There is a small profile icon and the email address "dummy@spauls.org.uk". A country selector shows the United Kingdom flag. Next to it is a text input field labeled "Phone number (optional)". Below this is a note: "We'll use your number for account security. It won't be visible to others." The birthday section consists of three input fields: "Month", "Day", and "Year". Below these is a "Your birthday" label and a "Gender" dropdown menu. At the bottom, there is a link that says "Why we ask for this information".

This may seem a little unnecessary, although the phone number is optional, your date of birth and gender are required (you can stretch the truth about your date of birth, but you will need to remember what you put in as it is sometimes used as a security question if, for instance, you forget your password). If you want to know more about why they ask for the information you can click on 'Why we ask for this information' at the bottom of the dialog.

Once all of that is done you can go back to the YouTube screen and start commenting.

If you are intending to comment on the next live broadcast, I strongly advise you to set this all up the day before, so that you are ready to go. You can try out the commenting ahead of time by clicking on the link for next Sunday's live stream on the website.